EXTREME CANOPY

10′ x 20′ Q8 QUASAR

CANOPY ROOF PANELS & EXTERNAL SIDE WALL OPTIONS LAYOUT (WALL WITH VELCRO)

TYPEFACE / FONT USED

NAME

The font shown in the above box indicates the font used on your order.

Any free to download font can be used or alternatively please supply your font.

Please state to our Graphics Coordinator if you require this changed.

PMS COLOR MATCHING

NUMBER
C
M
Y
K
(Values from Pantone Book)

All printing is done using CMYK on a large format printer.

Pantone colors / PMS codes can be supplied - they will be converted to a CMYK breakdown for digital printing.

Please state to our Graphics Coordinator if you require color matching to either a PMS color or a physical sample.

While we make every effort to match PMS colors, slight variation in color will occur.

BINDING COLOR - POLY ROOF ONLY

WHITE

Binding - The fabric used to join roof panels together.

The color shown in the above box indicates the color of the binding used on your order.

Any Standard Color from our range can be selected to complete your order.

Custom colored binding is available - please contact our Graphics Coordinator for a quote.

NON-PRINTED SIDE - POLY ROOF & WALLS ONLY

WHITE

Color of the non-printed side of fabric

As a standard all printed fabrics are white on the reverse, the color shown in the above box indicates the reverse side of the printed fabric on your order.

Please select from WHITE or BLACK

STANDARD COLOR RANGE POLY: 500D PVC Coated Polyester

POLY	White	Black	Red	Green	Blue	Yellow

LEFT ROOF PANEL | FRONT ROOF PANEL | RIGHT ROOF PANEL | BACK ROOF PANEL

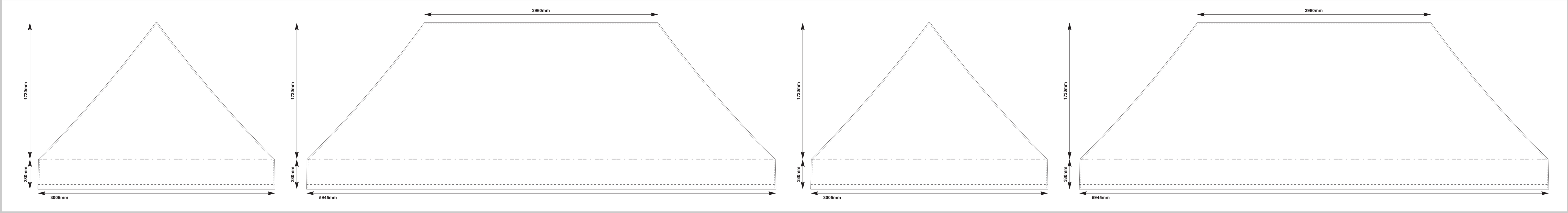

LEFT VALANCE PANEL | FRONT VALANCE PANEL | RIGHT VALANCE PANEL | BACK VALANCE PANEL

INSIDE FULL WALLS

LEFT WALL INSIDE PANEL | FRONT WALL INSIDE PANEL | RIGHT WALL INSIDE PANEL | BACK WALL INSIDE PANEL



Note: The four type walls can be freely combined according to need

OUTSIDE FULL WALLS

LEFT WALL OUTSIDE PANEL | FRONT WALL OUTSIDE PANEL | RIGHT WALL OUTSIDE PANEL | BACK WALL OUTSIDE PANEL

Note: The four type walls can be freely combined according to need

INSIDE HALF WALLS

LEFT HALF-WALL INSIDE PANEL | FRONT HALF-WALL INSIDE PANEL | RIGHT HALF-WALL INSIDE PANEL | BACK HALF-WALL INSIDE PANEL



Note: The three type half walls can be freely combined according to need

OUTSIDE HALF WALLS

LEFT HALF-WALL OUTSIDE PANEL | FRONT HALF-WALL OUTSIDE PANEL | RIGHT HALF-WALL OUTSIDE PANEL | BACK HALF-WALL OUTSIDE PANEL



Note: The three type half walls can be freely combined according to need

Please advise the graphics coordinator if you require color matching to either a Pantone color code or a physical sample. Digital artwork will be output in CMYK color coding. However, any required color matching must be supplied in the form of a Pantone solid coated number in order to achieve the most accurate print equivalent. While we make every effort to cross check and swatch-match your Pantone codes, slight variation in color can occur.

Please bear in mind that colors displayed digitally on your mobile device or desktop monitor may be calibrated differently in contrast to the finished product.

Every effort is made to match colors between alternate material types and previous orders. Please note that there can be color variation between PVC material, marquee fabric polyester and banner fabric polyester, as well as variation between sublimation printing and UV method printing.

This graphic template is designed at a 10% scale of the final product.

Please reference the 'Bleed' layer to build your artwork and only place your artwork elements within the 'Design Layer' of this document. Rasterized (pixel-based or Photoshop) artwork should be supplied at a minimum 300dpi to suit this template size.

The Extreme Canopy logo and tag will be printed or sewn on to the valance panels as shown above unless instructed otherwise to your graphics coordinator.

COPYRIGHT EXTREME CANOPY 2024

Zoom in to view your artwork (Ctrl+equal sign)